

# bliss™

outdoors

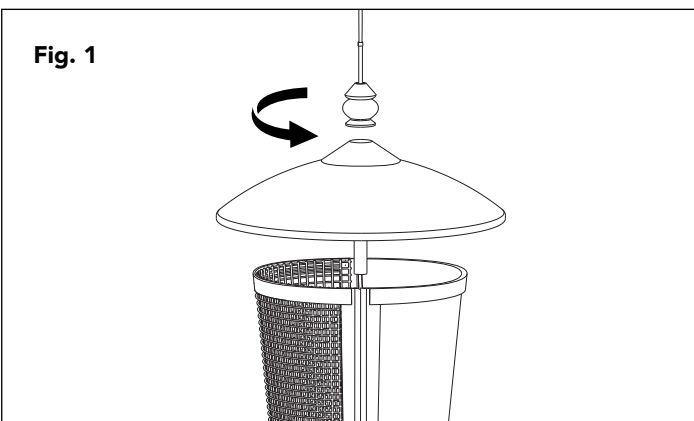
## 2-IN-1 BIRD FEEDER

BBF-131

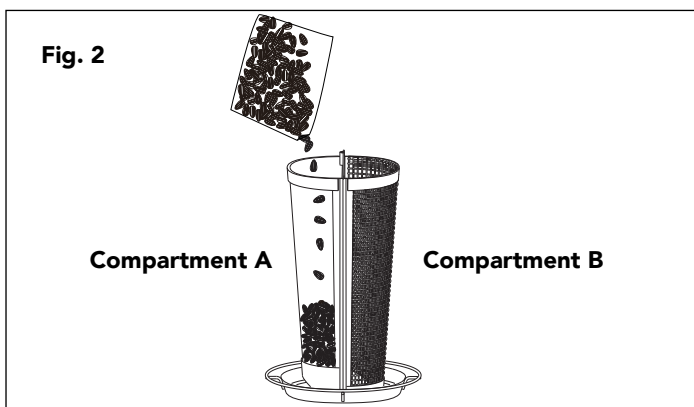
### FILLING THE BIRD FEEDER

It's recommended to fill the bird feeder with mixed seed, peanut chunks, safflower seed, black oil sunflower kernels, cracked corn, millet, unshelled peanuts, small nuts, Nyger, and thistle. Follow the instructions below to fill the bird feeder.

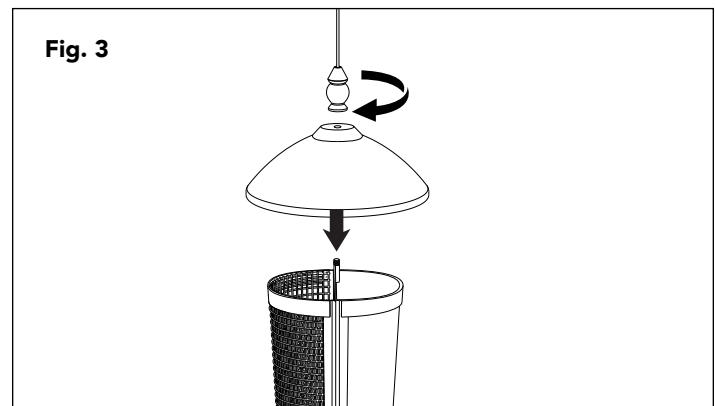
1. Unscrew the top cover by turning it counterclockwise (Fig. 1).



2. Directly pour the bird feed into the two separate seed compartments. Use 2 kinds of seeds to attract more birds to your birdfeeders. It's recommended not to fill the bird feeder completely. Leaving some empty space in the container will help reduce waste and prevent spilling (Fig. 2).



3. Screw the top cover back in place. (Fig. 3).



### HANGING THE BIRD FEEDER

Use the hanging wire to hang the bird feeder around your yard, patio, garden, terrace, porch, or any safe location for birds. Choose a non-windy location for your bird feeder to not only provide refuge for birds, but also to discourage seed spill due to wind. It's also recommended to hang the bird feeder in a shielded area to prevent strong sunlight from spoiling the food. Hanging the feeder near trees, shrubs, or other cover offers a convenient location for birds to seek refuge from predators and severe weather.

### MAINTENANCE

Birds generally will frequent a food source that is predictable and clean. Therefore it's recommended to clean the feeder and check the food level every 2 weeks, more often during times of heavy use or wet weather.

1. Remove the top cover and discard any moldy/decomposing feed that accumulates on the feeder tray.
2. Hand wash with warm soapy water and use a bottle brush to reach tight places. Rinse thoroughly and allow to dry completely before refilling.
3. Refill the feeder and hang it back as instructed before. Thoroughly wash your hands after handling the bird feeder.

### WARRANTY

All Bliss Outdoors™ products are guaranteed against manufacturing defects for one full year from the date of purchase. Damage caused by the environment, improper use, care, and/or maintenance is not covered. Guarantee excludes clearance, close-out, non-retail, private, or auction sales.

For warranty issues, please address: [help@blisshammocks.com](mailto:help@blisshammocks.com)

If you have any questions or comments,  
please call the Bliss Outdoors™ customer service department at:

**1-800-695-2626**